

## 19161 NZ105VR-F for Nikkor Z MC 105mm F2.8 VR S

### Instruction Manual

#### FOREWORD

Thank you for your purchase of a NAUTICAM product.

At NAUTICAM, we pride ourselves in the ability to recognize the requirements of professional as well as amateur underwater photographers and fulfill them through the innovative designs of our products. We strive to achieve a high level of user-friendliness by allowing stress-free installation and easy operation of all important functions of the camera.

Please read this manual carefully before using the product, this will maximize its performance as well as its lifetime.

#### WARRANTY

All NAUTICAM Products are warranted against any material and manufacturing defects for two years from the date of purchase for consumer use. This warranty only applies to products purchased from authorized NAUTICAM dealers and does not extend beyond the original retail purchaser.

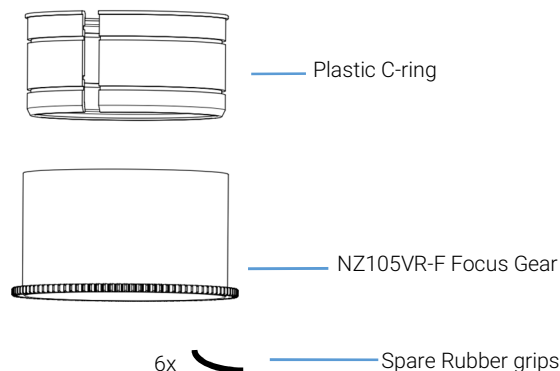
To return your product for service, please contact your regional authorized service center(s). Please note that this warranty only applies when the product is purchased in the territory where the service center is located.

NAUTICAM does not hold responsibility for damage, of any nature, to any equipment used with and/or placed within our products.

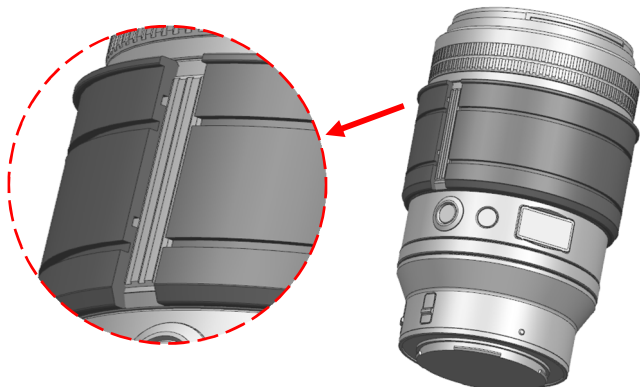
NAUTICAM accepts no liability for any loss of captured images or the inability to capture images even if it is due to the malfunctioning of our products.

Unauthorized modifications and/or repairs of our products will automatically invalidate the warranty.

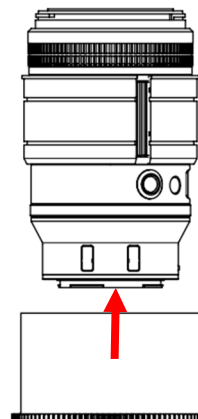
#### IDENTIFICATION OF PARTS



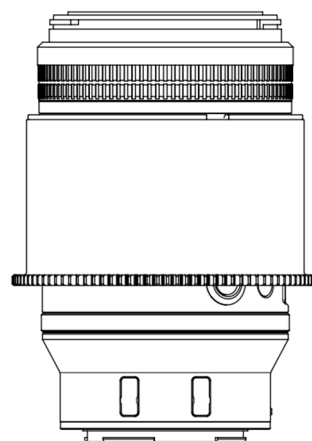
#### MOUNTING THE GEAR ON A LENS



1. Insert the plastic C-ring as shown and place it over the lens

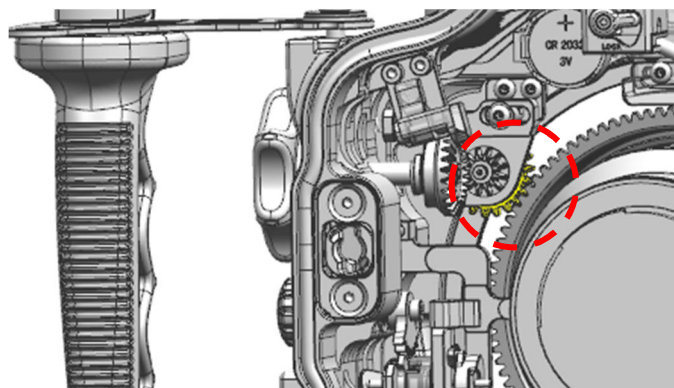


2. Insert the NZ105VR-F Focus Gear on the plastic C-ring until it reaches the flange of the plastic C-ring.



3. To remove the NZ105VR-F Focus Gear, reverse the above steps.  
The tightness between the NZ105VR-F F Focus Gear and the lens can be adjusted by removing or adding rubber grips on either sides of the plastic C-ring, spare rubber grips are included in the package.

#### CONTROLLING THE GEAR



1. The NZ105VR-F Focus Gear can be controlled by zoom/focus knob of the housing.

After mount the camera and lens (with gear installed) on the housing, confirm that the zoom/focus knob operates correctly.

#### SPECIFICATIONS

Dimensions(mm):	DIA102.0x55.5
Type:	Focus Gear
Compatible lens:	Nikkor Z MC 105mm F/2.8 VR S

Remark: Nauticam supports only e-manuals. Please download corresponding product manuals on [Nauticam.com](http://Nauticam.com) website, or contact us for e-manuals.