

SOLA™ IMAGING

Advanced Underwater Lighting Solutions



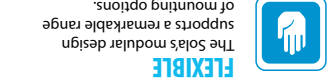
VIDEO / PHOTO

The beam patterns have been engineered to provide perfect lighting for video and/or photographic use. Loc-Line, Ball Mounts and VS Mounts make Solas compatible with any imaging system.



BEAM OUTPUT

Flood and spot beam options generate Universal distress signal



FLEXIBLE

The Sola's modular design supports a remarkable range of mounting options.



SMART FEATURES

Smart dashboard, magnetic slide switch, regulated output, and multiple power settings.



RECHARGEABLE

Li-Ion rechargeable via direct external port is convenient and hassle-free.



FACTORY SEALED

Never open your light again, simply charge with direct external port.



FL-1 STANDARD

All of our lights meet the ANSI FL-1 standard.



RED LIGHT

Red lighting allows you to sneak up on your subject and focus for a great photo.



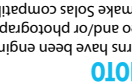
BLUE LIGHT

Blue lighting that excites organisms to exhibit bio-fluorescence.



SOS MODE

Universal distress signal mode with long run times for enhanced safety.



LUMENS

Certified lumen output and depth rated & tested in our Monterey, CA factory.



FACTORY TESTED

Smart dashboard, magnetic slide switch, regulated output, and multiple power settings.



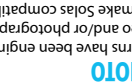
SMART FEATURES

Smart dashboard, magnetic slide switch, regulated output, and multiple power settings.



BEAM OUTPUT

Flood and spot beam options generate Universal distress signal



VIDEO / PHOTO

The beam patterns have been engineered to provide perfect lighting for video and/or photographic use. Loc-Line, Ball Mounts and VS Mounts make Solas compatible with any imaging system.

SOLA™ VIDEO



- » New improved micro peened reflectors deliver smooth wide beam
- » Tap between spot and flood (patent pending)
- » Fully charged in 150 min



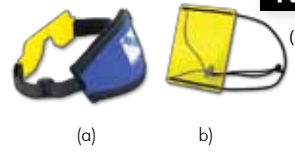
- SOLA VIDEO 2000 F**
2000 Cert. lumens
3.5 hrs to 55 min run time
- SOLA VIDEO 2000 S/F**
2000 Cert. lumens
7 hrs to 55 min run time

SOLA™ BLUE

- » Engineered by the industry leaders, Light & Motion and NightSea bring you the best night experience
- » True blue LED light delivers superior power, exciting creatures to emit otherworldly fluorescent glow



- SOLA NIGHTSEA**
3000 Radiant Flux (mW)
7 hrs to 70 mins run time
full charge 150 min



NIGHTSEA ACCESSORIES

- (a) Sola Nightsea Mask Filter cancels out blue light to reveal fluorescence. Sold separately.
- (b) Sola Nightsea Camera Filter cancels out blue light to capture fluorescence imagery.

*Video base mount not included

NIGHTSEA X FACEPLATE



- SOLA 4000F**
4000 Cert. lumens
6 hrs to 50 min run time
7 different power settings

*Video and photo base mount not included

SOLA™ TECH

- » Primary light performance in a 367 gram package
- » Every light is factory sealed and depth tested to 90 meters, making it the most reliable light on the market
- » 3 hrs @ 600 lumens w/ 8 degree spot



- SOLA 600T**
600 Cert. lumens
12 to 3 hrs run time
full charge 150 min


SOLA™ PHOTO

- » The industry standard focus light, delivers clean even flood
- » Tap to red for skittish creatures (patent pending)
- » Fully charged in 150 min



- SOLA PHOTO 500**
500 Cert. lumens
6.5 hrs to 100 mins run time
- SOLA PHOTO 800**
800 Cert. lumens
8 hrs to 70 mins run time
- SOLA PHOTO 1200**
1200 Cert. lumens
10 hrs to 70 mins run time

*Photo base mount not included



WHICH SOLA IS RIGHT FOR ME?

What do you do during your dive?

DIVING

What kind of diving do you do?

SPECIALIZED

What kind of specialized?

CONVENTIONAL

What type of beam do you need?

FLUORESCENT DIVING

SOLA Nightsea

• Blue LEDs allow you to see fluorescent sealife, use filter to switch to white light whenever you need it (Purchase of yellow mask filter enhances experience)

TECHNICAL DIVING

SOLA 600 Tech

- Remarkable new primary light
- 3 hours @ 600 lumens
- Smallest form factor vs Power ratio on the market

SOLA Dive 500

- Penetrating spot beam perfect for spotting and signaling

SPOT

FLOOD & SPOT

SOLA Dive 1200

- Spot & Flood beam
- The ideal dive light; more power in a smaller package

SOLA Dive 800

- Penetrating spot beam switching to flood beam with one tap of the switch

VIDEO/PHOTO HYBRID

What kind of activity do you do the most?

PHOTO

SOLA Photo 1200

- White and Red Flood
- Good for hybrid shooter, who likes the flexibility of a video and state of the art focusing light all-in-one.

VIDEO

What kind of shooting do you do?

EASY VIDEO

AMBITIOUS VIDEO

Spot/Macro shooting needed?

Yes

No

SOLA Video 2000S/F

- 60 degree flood & 12 degree spot
- For the videographer who likes flexibility of an all-in-one macro or wide angle video light.

SOLA Video 2000 F

- Our widest- 70 degree 2000 flood

PHOTOGRAPHY

What kind of camera rig do you own?

COMPACT RIG

SOLA Photo 500

- White flood focus beam

SLR RIG

SOLA Photo 800

- White flood focus light, with option to switch to red flood beam for the advanced photographer

ACCESSORIES

Transform any Sola to fit your needs! Each 2012 Sola* is compatible with every mount listed below.
*Except the Sola 4000

Mounts and Camera Systems

Use your Sola for your imaging needs. With different mounting options and a universal camera tray, your Sola is a great companion for imaging. For more information visit our website: www.lightandmotion.com



Hand Mounts

With 3 different hand mount options and various sizes, find one that is most comfortable for you.



Nightsea

Enhance your Fluoro diving experience with these Nightsea accessories.

